



A.V.COLLEGE OF ARTS, SCIENCE & COMMERCE

(Affiliated to Osmania University)
Gaganmahal, Hyderabad-500029

Accredited with B++ by NAAC (3rd Cycle)

Student Satisfaction Survey Report (2022-23)

Aim:

A.V. College of Arts, Science & Commerce aims for excellence in academics, co-curricular activities, and an overall growth of students, faculty members, and stakeholders. The IQAC committee of the college is dedicated to making consistent efforts in the same direction. For the said purpose, the IQAC encourages the students, faculty members, and stakeholders to participate in various activities/programs and also undertake many such initiatives with the same enthusiasm

In addition, it also takes regular feedback from students to ensure improvement wherever required and conducts student satisfaction surveys to assess the overall performance in the given academic year. This report will analyze the latter in a detailed manner starting from the objective of the survey, to highlighting the Student Centric Methods, internal evaluation internships and findings of the survey.

Overall Sample Size: 531 responses were received from students across all disciplines offered by the college. In the year 2022-2023, the total no. of students (UG+PG) enrolled in the college is 1284. Areas covered:

The following broad areas were covered in the Student Satisfaction Survey:

1. Curriculum
2. Academic and Teaching
3. College Administration
4. Extracurricular Activities (Webinar, committee programs)
5. Institution provides multiple opportunities to learn and grow.

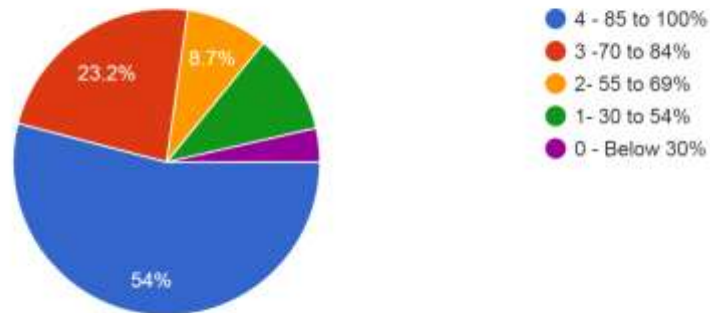
Research Methodology:

A student satisfaction survey as required by the NAAC for AQAR purpose was circulated to all the students of all disciplines under UG & PG programs offered by the college. With the combined efforts of teachers and student coordinators, the survey received 531 responses in total. The survey was initiated via Google Forms in a multiple-choice question format. The form covered four major areas which foreground concerns such as Academic and Teaching, College Administration, and Extracurricular Activities (Webinar, committee programs).

Overall satisfaction seems to be high with 41.6% very satisfied, 45.21% satisfied, and only 3.0 % not satisfied with the overall teaching-learning process provided in the college. The overall performance can be interpreted as a positive response in this direction.

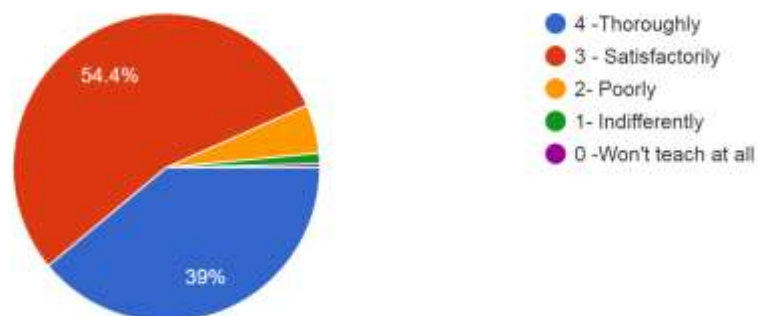
1. How much of the syllabus was covered in the class?

531 responses



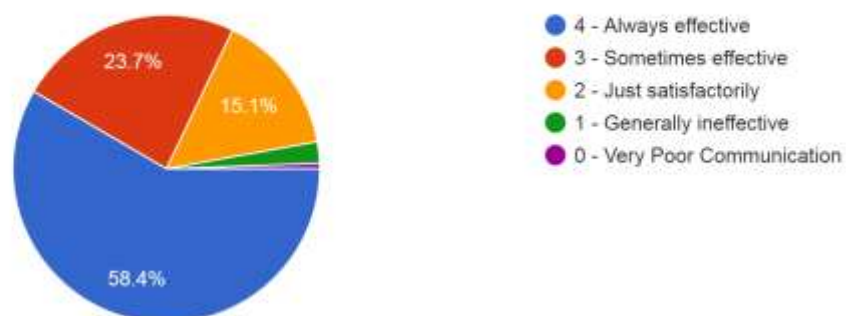
2. How well did the teachers prepare for the classes?

531 responses



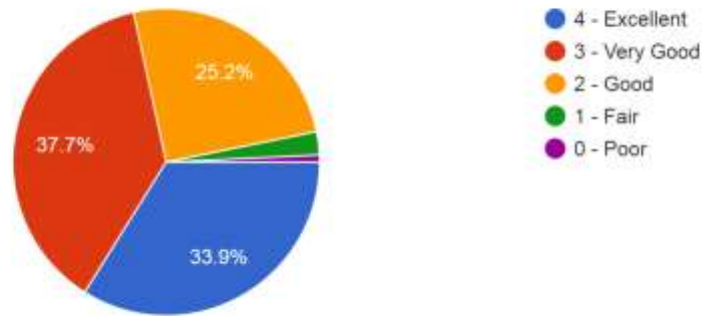
3. How well were the teachers able to communicate?

531 responses



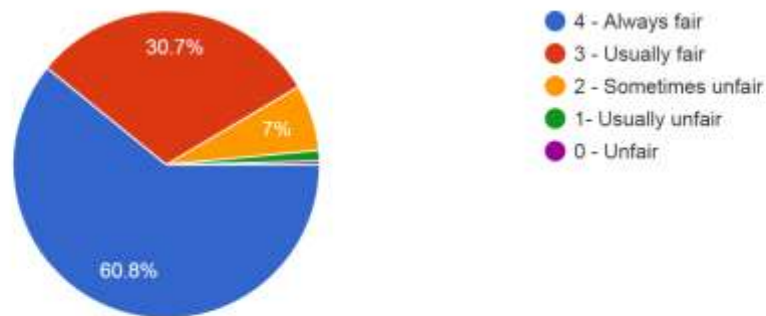
4. The teacher's approach to teaching can best be described as

531 responses



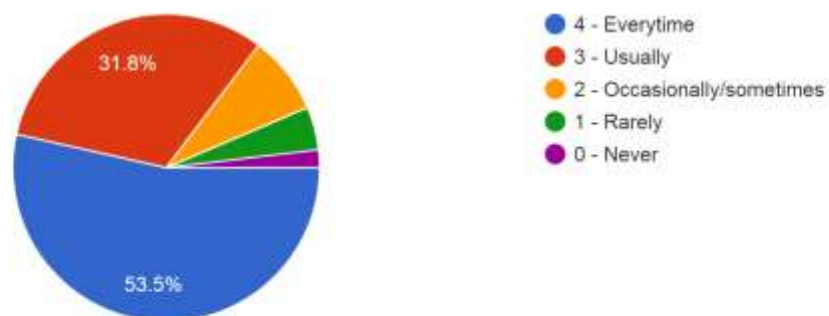
5. Fairness of the internal evaluation process by the teachers.

531 responses



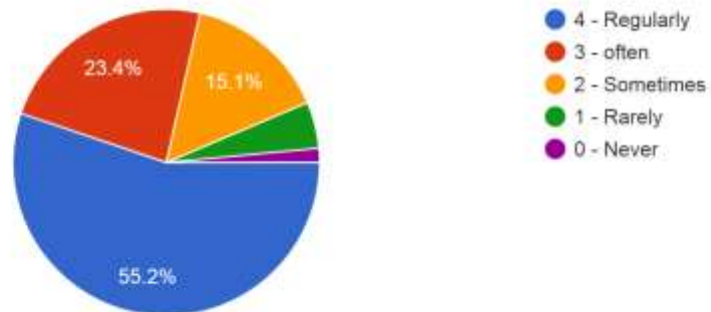
6. Was your performance in assignments discussed with you?

531 responses



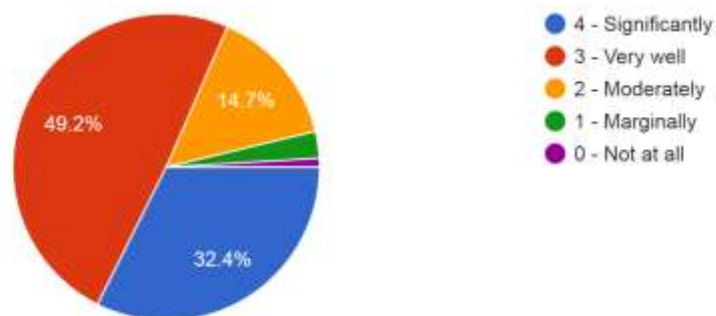
7. The institute takes active interest in promoting internship, student exchange, field visit opportunities for students.

531 responses



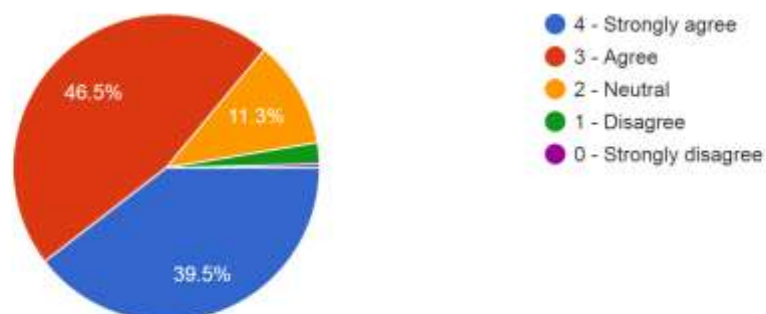
8. The teaching and mentoring process in your institution facilitates you in cognitive, social and emotional growth

531 responses



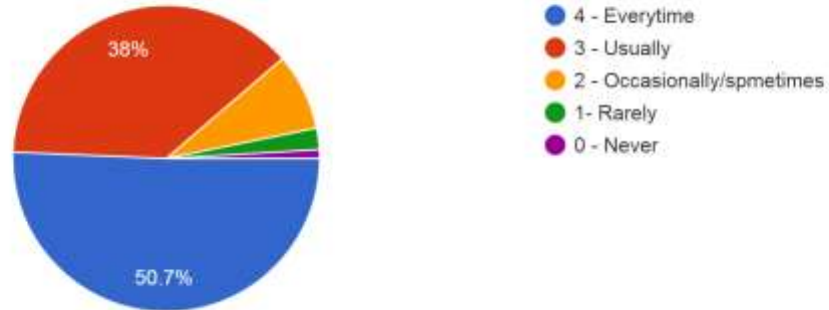
9. The institution provides multiple opportunities to learn and grow

531 responses



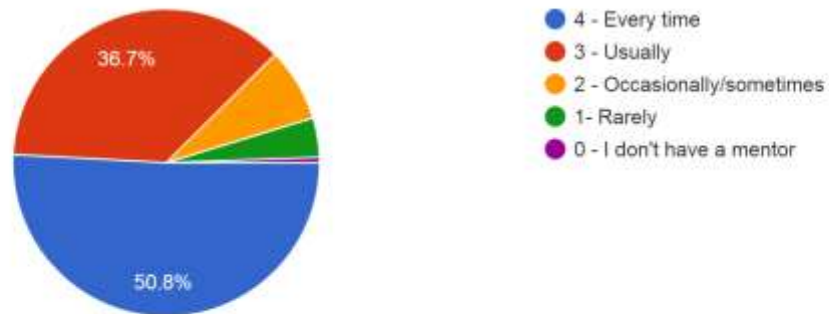
10. . Teachers inform you about your expected competencies, course outcomes and programe outcomes.

531 responses



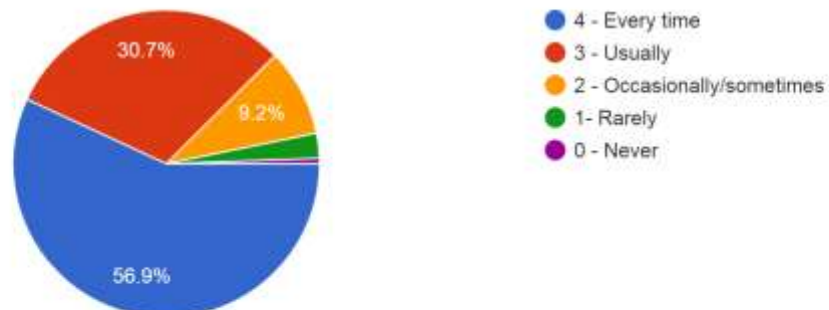
11. Your mentor does a necessary follow-up with an assigned task to you

531 responses



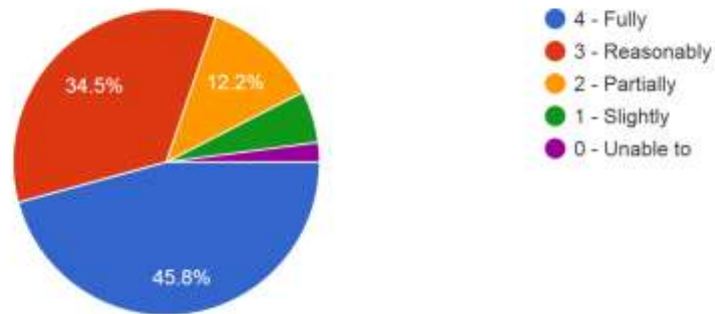
12. The teachers illustrate the concepts through examples and applications

531 responses



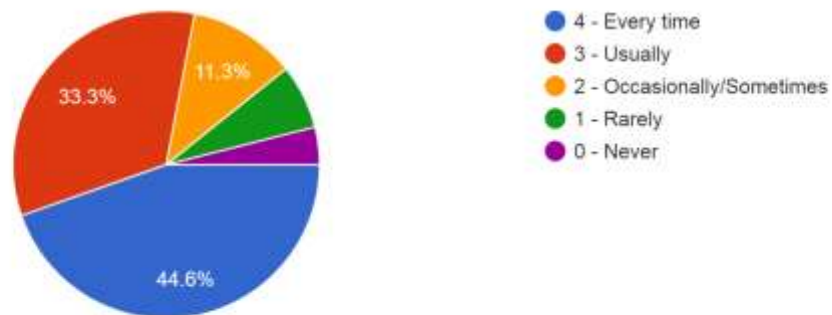
13. The teachers identify your strengths and encourage you with providing right level of challenges.

531 responses



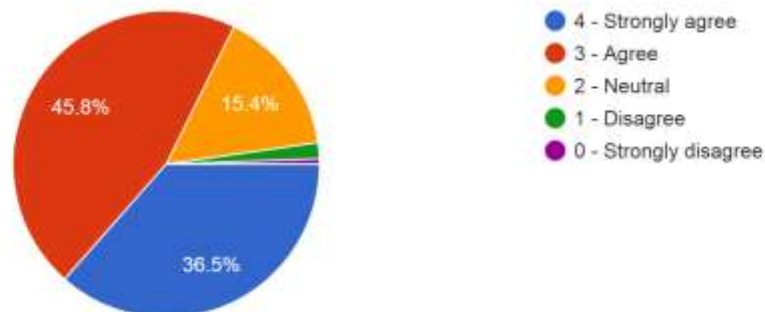
14. Teachers are able to identify your weaknesses and help you to overcome them

531 responses



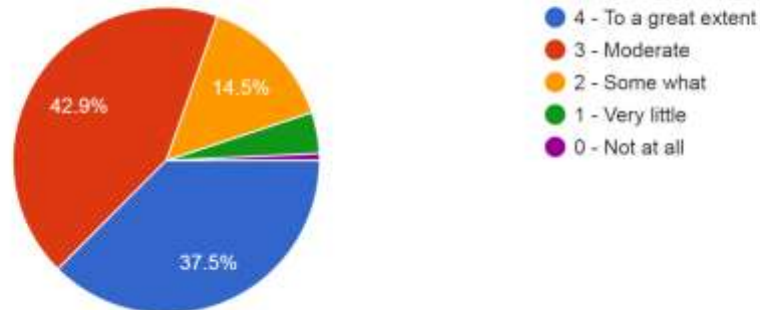
15. The institution makes effort to engage students in the monitoring, review and continuous quality improvement of the teaching learning process.

531 responses



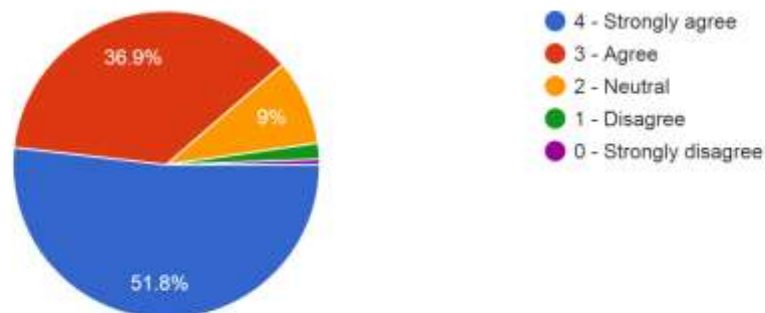
16. The institute/ teachers use student centric methods, such as experiential learning, participative learning and problem solving methodologies for enhancing learning experiences.

531 responses



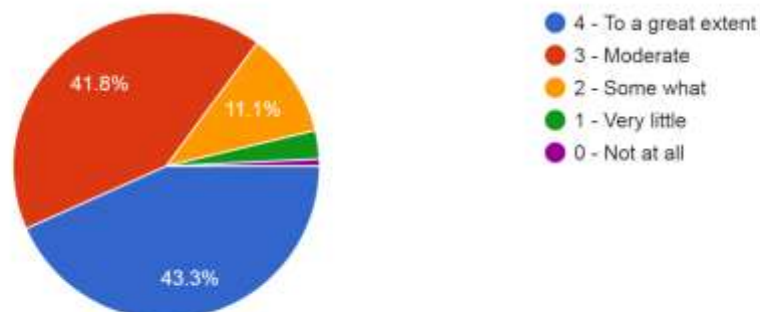
17. Teachers encourage you to participate in extracurricular activities.

531 responses



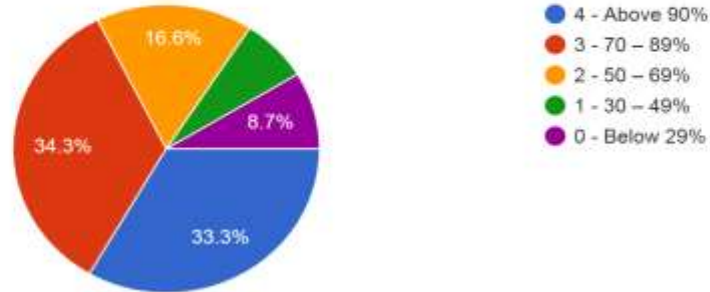
18. Efforts are made by the institute/ teachers to inculcate soft skills, life skills and employability skills to make you ready for the world of work.

531 responses



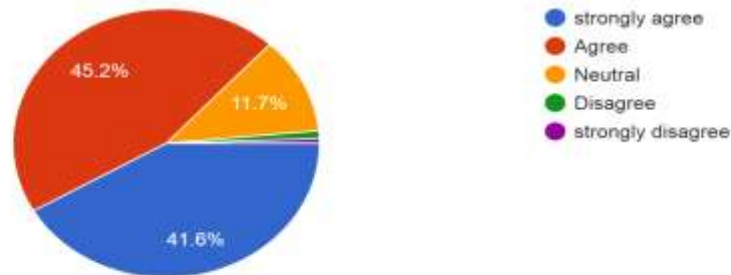
19. What percentage of teachers use ICT tools such as LCD projector, Multimedia, etc. while teaching.

531 responses




20. The overall quality of teaching-learning process in your institute is very good.

531 responses



Action Taken Report:

- In the year 2022-2023, the total number of students(UG+PG) enrolled in the college is 1184) In total 456 responses were received from the students.
- The collected sample pool was carefully studied by the IQAC committee in Feb-2024.
- In the same month, a meeting was arranged with the principal Dr. Ch. Rajalingam to reflect on the survey and seek suggestions for further improvements.
- In the meeting, IQAC members presented a report for the survey to have a detailed analysis of the survey.
- The Librarian of the college was requested to be a part of the meeting to discuss the feedback regarding the library and its resources. It was noted that despite the best efforts by the library staff, students were not aware of the excellent resource pool offered by the library. All in all, the inputs collected were taken into consideration to improve the overall learning experience for students.


Co-ordinator, IQAC
A.V. College of Arts, Science & Commerce
Hyderabad-500 029. T.S.


PRINCIPAL
A.V. College of Arts, Science & Commerce
GaganMahal, Hyderabad-500 029.